

IELTS™

IELTS in the US and Beyond: A Truly Global Experience

**NAFSA Bi-Regional
Conference 2012**

Amy Carter, IELTS USA

Rus Kiser, ELS Oklahoma City

Lokesh Shivakumaraiah,
Mississippi State University

www.ielts.org



What is IELTS?

*The International English Language Testing System, a **global** standardized English language test designed to*

- Test the English language abilities of non-native speakers who plan to study or work where English is the language of communication
- Provide a fair, accurate and reliable assessment of the 4 language skills – Listening, Reading, Writing and Speaking

Top 5 Things You Should Know About IELTS

- 1. Paper-and-pencil** test with a live, face-to-face Speaking interview with a certified Examiner
- 2. 2 versions** – Academic and General Training
- 3. 9-band scale** from 1 (non-user) to 9 (expert user)
- 4.** Accepted by over **7,000 organizations** worldwide, including over **3,000** US institutions and programs
- 5.** Jointly owned by **3 global partners** – British Council IDP: IELTS Australia and University of Cambridge ESOL Examinations, and includes all standard varieties of English – **American, Australia and British**

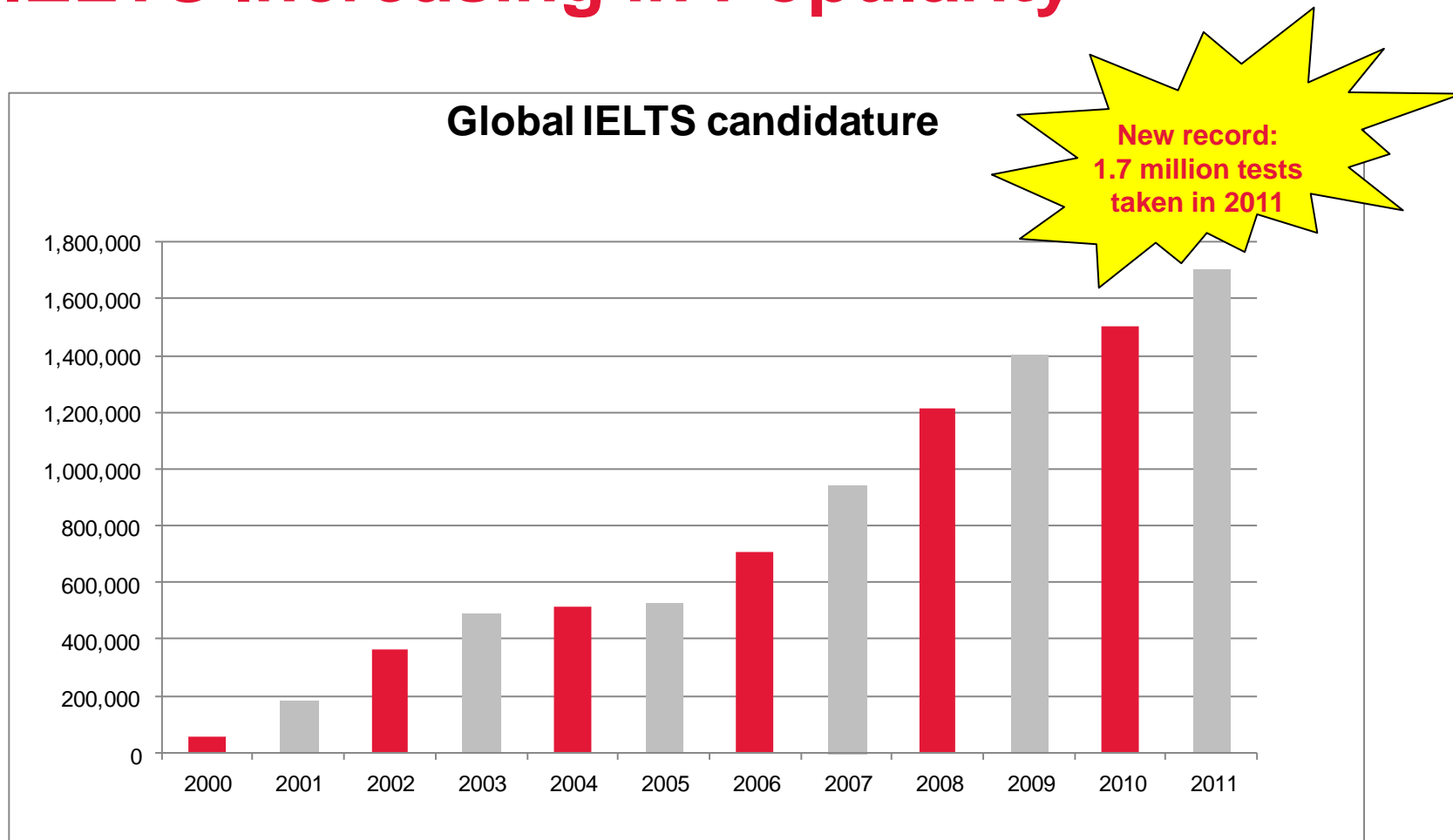
IELTS™

IELTS Around the World

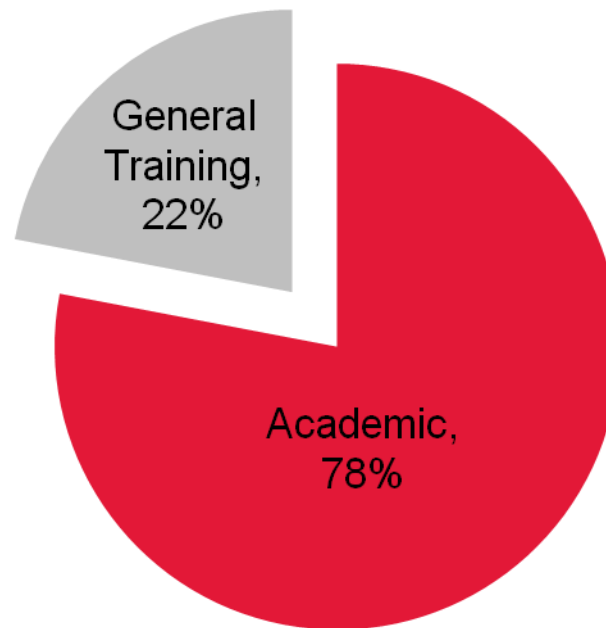


www.ielts.org

IELTS Increasing in Popularity



Global Candidature Breakdown (2011)





What are the Top Nationalities of US-Bound IELTS Test Takers?

Top Nationalities of US-bound IELTS Test Takers (Global)

1. China
2. Saudi Arabia
3. India
4. US* wait
5. Philippines
6. South Korea
7. Hong Kong
8. Vietnam
9. Nepal
10. France

Test Format

Academic Module

Listening
30 minutes,
4 sections, 40 items

Reading
60 minutes,
3 sections, 40 items

Writing
60 minutes, 2 tasks

Speaking
11 - 14 minutes,
3 parts

General Training Module

Listening
30 minutes,
4 sections, 40 items

Reading
60 minutes,
3 sections, 40 items

Writing
60 minutes, 2 tasks

Speaking
11 - 14 minutes,
3 parts

Total test time

2 hours 44 minutes
(+ 10 minutes transfer time)

Face-to-face Speaking Test

Part 1 Introduction and Interview	Examiner introduces him/herself and confirms candidate's identity. Examiner interviews candidate using verbal questions based on familiar topic frames.	4 - 5 minutes
Part 2 Individual long turn	Examiner asks candidate to speak for 1-2 minutes on a particular topic based on written input in the form of a general instruction and content-focused prompts. Examiner asks one or two questions at the end of the long turn.	3 - 4 minutes (includes 1 minute preparation time)
Part 3 Two-way discussion	Examiner invites candidate to participate in discussion of more abstract nature, based on verbal questions, thematically linked to Part 2 prompt.	4 - 5 minutes

IELTS™

IELTS 9-Point Scale

Most frequently
used scores
for university
admissions

9	Expert user	Has fully operational command of the language: appropriate, accurate and fluent with complete understanding.
8	Very good user	Has fully operational command of the language with only occasional unsystematic inaccuracies and inappropriacies. Misunderstandings may occur in unfamiliar situations. Handles complex detailed argumentation well.
7	Good user	Has operational command of the language, though with occasional inaccuracies, inappropriacies and misunderstandings in some situations. Generally handles complex language well and understands detailed reasoning.
6	Competent user	Has generally effective command of the language despite some inaccuracies, inappropriacies and misunderstandings. Can use and understand fairly complex language, particularly in familiar situations.
5	Modest user	Has partial command of the language, coping with overall meaning in most situations, though is likely to make many mistakes. Should be able to handle basic communication in own field.
4	Limited user	Basic competence is limited to familiar situations. Has frequent problems in understanding and expression. Is not able to use complex language.
3	Extremely limited user	Conveys and understands only general meaning in very familiar situations. Frequent breakdowns in communication occur.
2	Intermittent user	No real communication is possible except for the most basic information using isolated words or short formulae in familiar situations and to meet immediate needs. Has great difficulty understanding spoken and written English.
1	Non user	Essentially has no ability to use the language beyond possibly a few isolated words.
0	Did not attempt the test	No assessable information provided.

US IELTS Score Requirements

Levels/Sample Schools	Scores
Undergraduate	Range = 6.0 - 7.0
New York University	7.0
University of Illinois, Urbana-Champaign	6.5
Arizona State University	6.0
Graduate	Range = 6.0 - 8.5
Columbia University	7.0
Columbia School of Journalism	8.5
Professional schools	Range = 6.0 - 8.5
Harvard MBA	7.0
LLM	Range = 6.5 - 8.0
Duke University	7.5
Indiana University	7.0

Mississippi State University IELTS Score Requirements

State

office of
ADMISSIONS & SCHOLARSHIPS

MISSISSIPPI STATE
UNIVERSITY

*your
choice*

FreshmanTransferInternationalScholarshipsOrientation

International Services - [English language proficiency requirements]

International undergraduate students admitted to Mississippi State University must demonstrate English language proficiency to register for academic courses offered through the colleges. Any of the following scores are acceptable to demonstrate English language proficiency:

- International English Language Testing System (IELTS):
 - Overall band score of 6.0 or higher

Freshman Requirements

Transfer Requirements

English Language Proficiency Requirements

Test Score Codes for MSU

Health Requirements

Scholarships

 Airport Pick-Up

MSU Online Chat
Online Chat and Webinar

Shuttle Services 

 **Cultural Events** 

 Virtual Tour



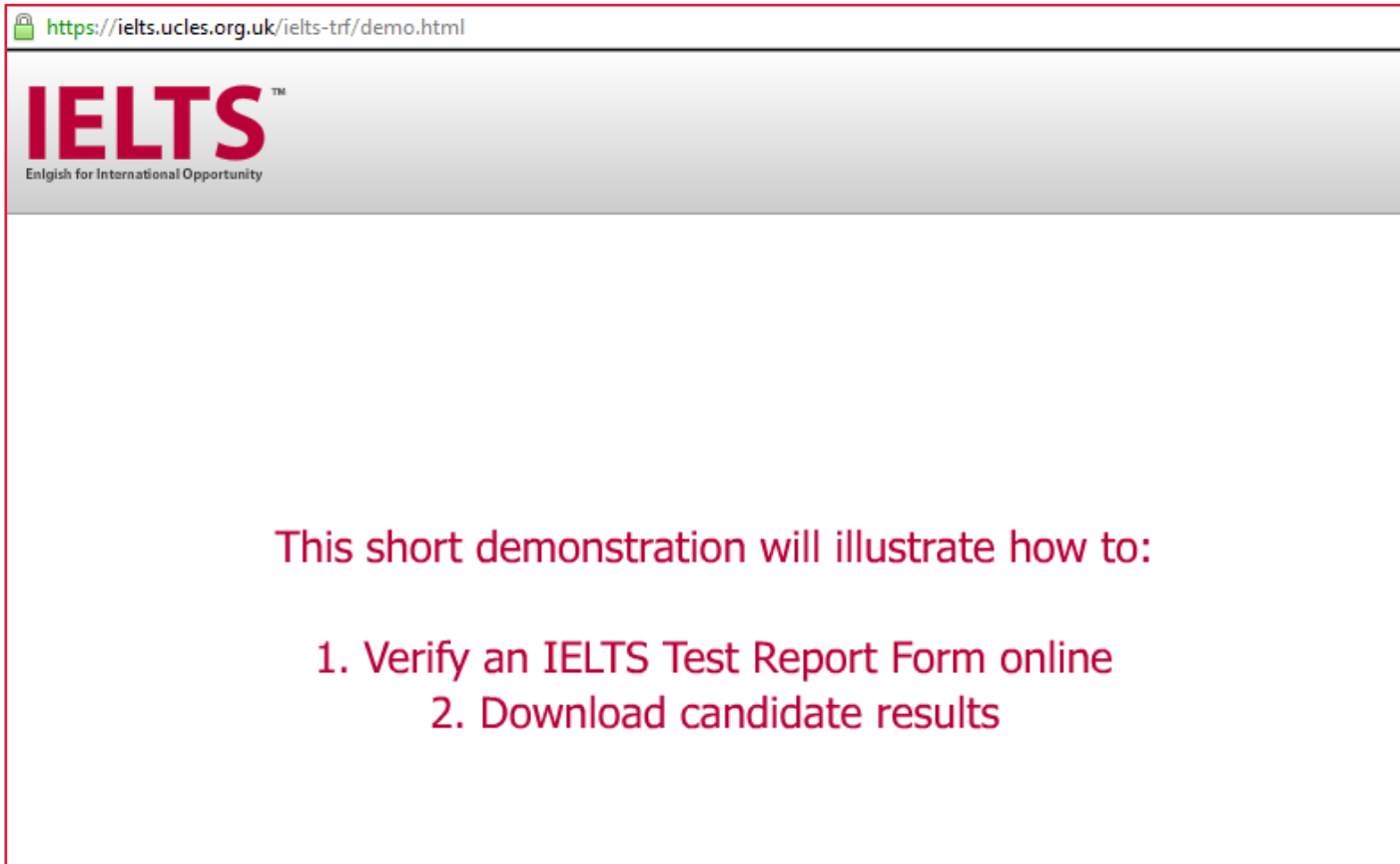
MSU IELTS Statistics

Year	Number
2007	2
2008	10
2009	45
2010	92
2011	80

Free Services Available to Recognizing Organizations

- Test Report Form Verification Service (TRFVS)
 - To ensure the validity of IELTS results you receive are authentic
 - www.ielts.org/verify
- Electronic Score Download (e-downloads)
 - Allows institutions to download IELTS results electronically instead of receiving paper Test Report Forms (TRFs)
 - ieltstrf@cambridgeesol.org

Demonstration of TRFVS and E-downloads



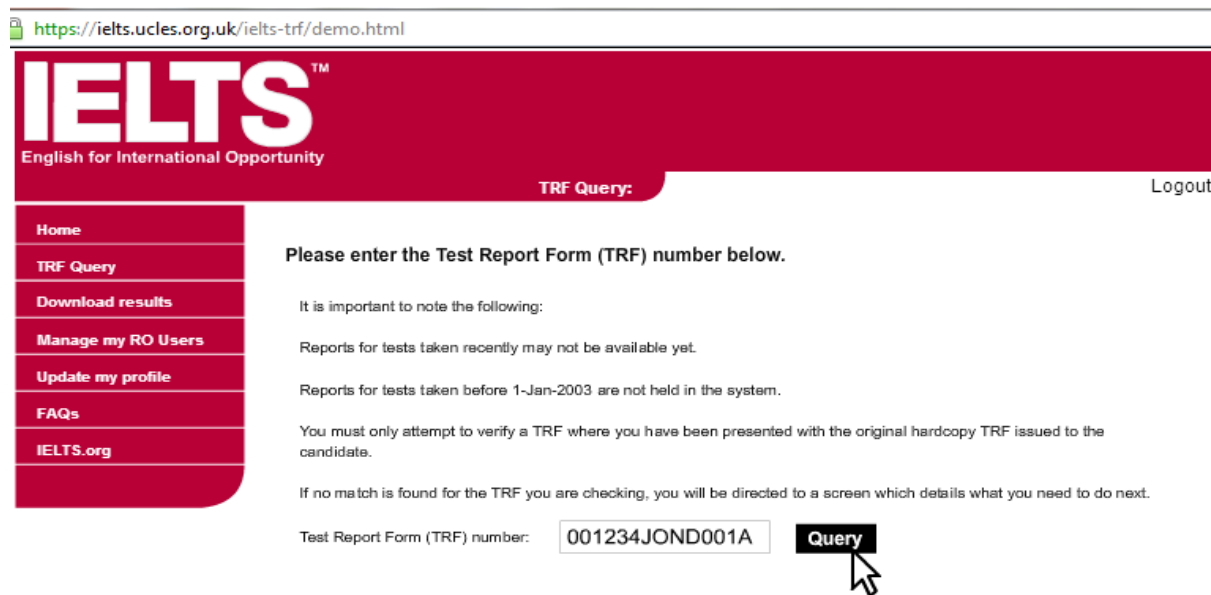
The screenshot shows a web browser window with the address bar displaying <https://ielts.ucles.org.uk/ielts-trf/demo.html>. The page header features the IELTS logo and the tagline "English for International Opportunity". The main content area contains the following text:

This short demonstration will illustrate how to:

1. Verify an IELTS Test Report Form online
2. Download candidate results

TRFVS

- Log into the TRF verification website using the email address with which your account has been associated – www.ielts.org/verify
- On left navigation menu, click on “**TRF Query**” and then enter the applicant’s TRF number



The screenshot shows the IELTS TRF Query website. The browser address bar displays <https://ielts.ucles.org.uk/ielts-trf/demo.html>. The page has a red header with the IELTS logo and the text "English for International Opportunity". Below the header, there is a navigation menu on the left with options: Home, TRF Query, Download results, Manage my RO Users, Update my profile, FAQs, and IELTS.org. The main content area is titled "TRF Query:" and contains the following text: "Please enter the Test Report Form (TRF) number below." followed by three informational paragraphs. At the bottom, there is a text input field labeled "Test Report Form (TRF) number:" containing the value "001234JOND001A", and a black button labeled "Query" with a mouse cursor pointing at it. A "Logout" link is visible in the top right corner of the main content area.

<https://ielts.ucles.org.uk/ielts-trf/demo.html>

IELTS™
English for International Opportunity

TRF Query: Logout

Home
TRF Query
Download results
Manage my RO Users
Update my profile
FAQs
IELTS.org

Please enter the Test Report Form (TRF) number below.

It is important to note the following:

Reports for tests taken recently may not be available yet.

Reports for tests taken before 1-Jan-2003 are not held in the system.

You must only attempt to verify a TRF where you have been presented with the original hardcopy TRF issued to the candidate.

If no match is found for the TRF you are checking, you will be directed to a screen which details what you need to do next.

Test Report Form (TRF) number: **Query**

IELTS™

TRFVS (continued)

<https://ielts.ucles.org.uk/ielts-trf/demo.html>

IELTS™

English for International Opportunity

TRF Results Details

Logout

Home

TRF Query

Update My Profile

FAQ's

IELTS.org

Match Found

Institutions themselves are responsible for determining the IELTS Band Scores appropriate to their particular courses or requirements. Institutions should note that IELTS Band Scores reflect English language proficiency alone which is one of the many factors relevant to academic success or failure. It is standard practice for the scores reported on an IELTS Test Report Form to be accepted by institutions as evidence of a candidate's English language ability for a two-year period from the date of the test.

Centre Number:	GB599
Centre Name:	UNIVERSITY OF ESOL
Candidate Number:	012345
Candidate ID:	B1234567
Family Name:	Doe
First Name:	Jane
Date of Birth:	1978-03-04
Sex (M/F):	F
Repeating IELTS:	N

Previous Test Date:

Previous Test Centre:

Test Results

Overall Band 5.5


Band Scores explained

Date of Examination:

2007-05-19

TRF Number:

GB000123ABCD456A



The results details can be used to verify a TRF's authenticity

www.ielts.org

E-downloads

- Log into the TRF verification website using the email address with which your account has been associated – www.ielts.org/verify
- On left navigation menu, click on “**Download Results**”

The screenshot shows the IELTS TRF verification website. The browser address bar displays <https://ielts.ucles.org.uk/ielts-trf/demo.html>. The page has a dark red header with the IELTS logo and the text "English for International Opportunity". Below the header, there is a navigation menu on the left with options: Home, TRF Query, Download Results (highlighted with a mouse cursor), Manage My RO Users, Update My Profile, FAQs, and IELTS.org. The main content area is white and contains a welcome message for the "RO Administrator Home: Mr Test For-Ibase23". It includes a "Logout" link in the top right corner. The profile details section shows the following information: Address: somewhere1234, over the, rainbow1, United Kingdom; Telephone: 01010101; Fax: 01010101; Email: test@for-ibase.com. Below the profile details, there are links for "Update my profile" and "Contact IELTS Administration". The "Download Results" section is titled "Download Results" and contains the text: "You can download a single file containing all the results for candidates who indicate that they wish to make their results available to your Recognising Organisation." and a link for "Download Results".

<https://ielts.ucles.org.uk/ielts-trf/demo.html>

IELTS™
English for International Opportunity

RO Administrator Home: [Logout](#)

Home
TRF Query
Download Results
Manage My RO Users
Update My Profile
FAQs
IELTS.org

Welcome IELTS Recognising Organisation Administrator Mr Test For-Ibase23

Here are your profile details:

Address: somewhere1234, over the, rainbow1, United Kingdom
Telephone: 01010101
Fax: 01010101
Email: test@for-ibase.com

[Update my profile](#) [Contact IELTS Administration](#)

Download Results

You can download a single file containing all the results for candidates who indicate that they wish to make their results available to your Recognising Organisation.

[Download Results](#)

E-downloads (continued)

- Specify a date range for the results you want to retrieve, which **MUST include the date the test was TAKEN**
- Choose the format you want your results displayed, either CSV or XML *
*Candidate photos are only available in XML format
- Click “**Submit**” to see the results you have received within the specified date range

Start Date: 09 Nov 2008

End Date: 09 Nov 2008

You will need to specify the **date range** and the **format** to output to: either XML or CSV.

Select the file type which you wish to download:

Your request will appear under the Latest Download heading.

☐ xml ☐ csv [File types explained](#)

Microsoft Excel - results.xls																			
																			Enter a question for help
																			100%
																			File Edit View Insert Format Tools Data Window Help
																			File Edit View Insert Format Tools Data Window Help
																			File Edit View Insert Format Tools Data Window Help
																			File Edit View Insert Format Tools Data Window Help
																			File Edit View Insert Format Tools Data Window Help
																			File Edit View Insert Format Tools Data Window Help
																			File Edit View Insert Format Tools Data Window Help
																			File Edit View Insert Format Tools Data Window Help
																			File Edit View Insert Format Tools Data Window Help
																			File Edit View Insert Format Tools Data Window Help
																			File Edit View Insert Format Tools Data Window Help
																			File Edit View Insert Format Tools Data Window Help
																			File Edit View Insert Format Tools Data Window Help
																			File Edit View Insert Format Tools Data Window Help
																			File Edit View Insert Format Tools Data Window Help
																			File Edit View Insert Format Tools Data Window Help
																			File Edit View Insert Format Tools Data Window Help
																			File Edit View Insert Format Tools Data Window Help
																			File Edit View Insert Format Tools Data Window Help
																			File Edit View Insert Format Tools Data Window Help
																			File Edit View Insert Format Tools Data Window Help
																			File Edit View Insert Format Tools Data Window Help
																			File Edit View Insert Format Tools Data Window Help
																			File Edit View Insert Format Tools Data Window Help
																			File Edit View Insert Format Tools Data Window Help
																			File Edit View Insert Format Tools Data Window Help
																			File Edit View Insert Format Tools Data Window Help
																			File Edit View Insert Format Tools Data Window Help
																			File Edit View Insert Format Tools Data Window Help
																			File Edit View Insert Format Tools Data Window Help
																			File Edit View Insert Format Tools Data Window Help
																			File Edit View Insert Format Tools Data Window Help
																			File Edit View Insert Format Tools Data Window Help
																			File Edit View Insert Format Tools Data Window Help
																			File Edit View Insert Format Tools Data Window Help
																			File Edit View Insert Format Tools Data Window Help
																			File Edit View Insert Format Tools Data Window Help
																			File Edit View Insert Format Tools Data Window Help
																			File Edit View Insert Format Tools Data Window Help
																			File Edit View Insert Format Tools Data Window Help
																			File Edit View Insert Format Tools Data Window Help
																			File Edit View Insert Format Tools Data Window Help
																			File Edit View Insert Format Tools Data Window Help
																			File Edit View Insert Format Tools Data Window Help
																			File Edit View Insert Format Tools Data Window Help
																			File Edit View Insert Format Tools Data Window Help
																			File Edit View Insert Format Tools Data Window Help
																			File Edit View Insert Format Tools Data Window Help
																			File Edit View Insert Format Tools Data Window Help
																			File Edit View Insert Format Tools Data Window Help
																			File Edit View Insert Format Tools Data Window Help
																			File Edit View Insert Format Tools Data Window Help
																			File Edit View Insert Format Tools Data Window Help
																			File Edit View Insert Format Tools Data Window Help
																			File Edit View Insert Format Tools Data Window Help
																			File Edit View Insert Format Tools Data Window Help
																			File Edit View Insert Format Tools Data Window Help
																			File Edit View Insert Format Tools Data Window Help
																			File Edit View Insert Format Tools Data Window Help
																			File Edit View Insert Format Tools Data Window Help
																			File Edit View Insert Format Tools Data Window Help
																			File Edit View Insert Format Tools Data Window Help
																			File Edit View Insert Format Tools Data Window Help
																			File Edit View Insert Format Tools Data Window Help
																			File Edit View Insert Format Tools Data Window Help
																			File Edit View Insert Format Tools Data Window Help
																			File Edit View Insert Format Tools Data Window Help
																			File Edit View Insert Format Tools Data Window Help
																			File Edit View Insert Format Tools Data Window Help
																			File Edit View Insert Format Tools Data Window Help
																			File Edit View Insert Format Tools Data Window Help
																			File Edit View Insert Format Tools Data Window Help
																			File Edit View Insert Format Tools Data Window Help
																			File Edit View Insert Format Tools Data Window Help
																			File Edit View Insert Format Tools Data Window Help
																			File Edit View Insert Format Tools Data Window Help
																			File Edit View Insert Format Tools Data Window Help
																			File Edit View Insert Format Tools Data Window Help
																			File Edit View Insert Format Tools Data Window Help
																			File Edit View Insert Format Tools Data Window Help
																			File Edit View Insert Format Tools Data Window Help
																			File Edit View Insert Format Tools Data Window Help
																			File Edit View Insert Format Tools Data Window Help
																			File Edit View Insert Format Tools Data Window Help
																			File Edit View Insert Format Tools Data Window Help
																			File Edit View Insert Format Tools Data Window Help
																			File Edit View Insert Format Tools Data Window Help
																			File Edit View Insert Format Tools Data Window Help
																			File Edit View Insert Format Tools Data Window Help
																			File Edit View Insert Format Tools Data Window Help
																			File Edit View Insert Format Tools Data Window Help
																			File Edit View Insert Format Tools Data Window Help
																			File Edit View Insert Format Tools Data Window Help
																			File Edit View Insert Format Tools Data Window Help
																			File Edit View Insert Format Tools Data Window Help
																			File Edit View Insert Format Tools Data Window Help
																			File Edit View Insert Format Tools Data Window Help
																			File Edit View Insert Format Tools Data Window Help
																			File Edit View Insert Format Tools Data Window Help
																			File Edit View Insert Format Tools Data Window Help
																			File Edit View Insert Format Tools Data Window Help
																			File Edit View Insert Format Tools Data Window Help
																			File Edit View Insert Format Tools Data Window Help
																			File Edit View Insert Format Tools Data Window Help
																			File Edit View Insert Format Tools Data Window Help
																			File Edit View Insert Format Tools Data Window Help
																			File Edit View Insert Format Tools Data Window Help
																			File Edit View Insert Format Tools Data Window Help
																			File Edit View Insert Format Tools Data Window Help
																			File Edit View Insert Format Tools Data Window Help
																			File Edit View Insert Format Tools Data Window Help
																			File Edit View Insert Format Tools Data Window Help
																			File Edit View Insert Format Tools Data Window Help
																			File Edit View Insert Format Tools Data Window Help
																			File Edit View Insert Format Tools Data Window Help
																			File Edit View Insert Format Tools Data Window Help
																			File Edit View Insert Format Tools Data Window Help
																			File Edit View Insert Format Tools Data Window Help
																			File Edit View Insert Format Tools Data Window Help
																			File Edit View Insert Format Tools Data Window Help
																			File Edit View Insert Format Tools Data Window Help
																			File Edit View Insert Format Tools Data Window Help
																			File Edit View Insert Format Tools Data Window Help
																			File Edit View Insert Format Tools Data Window Help
																			File Edit View Insert Format Tools Data Window Help
																			File Edit View Insert Format Tools Data Window Help
																			File Edit View Insert Format Tools Data Window Help
																			File Edit View Insert Format Tools Data Window Help
																			File Edit View Insert Format Tools Data Window Help
																			File Edit View Insert Format Tools Data Window Help
																			File Edit View Insert Format Tools Data Window Help
																			File Edit View Insert Format Tools Data Window Help
																			File Edit View Insert Format Tools Data Window Help
																			File Edit View Insert Format Tools Data Window Help
																			File Edit View Insert Format Tools Data Window Help
																			File Edit View Insert Format Tools Data Window Help
																			File Edit View Insert Format Tools Data Window Help
																			File Edit View Insert Format Tools Data Window Help
																			File Edit View Insert Format Tools Data Window Help
																			File Edit View Insert Format Tools Data Window Help
																			File Edit View Insert Format Tools Data Window Help
																			File Edit View Insert Format Tools Data Window Help
																			File Edit View Insert Format Tools Data Window Help
																			File Edit View Insert Format Tools Data Window Help
																			File Edit View Insert Format Tools Data Window Help
																			File Edit View Insert Format Tools Data Window Help
																			File Edit View Insert Format Tools Data Window Help
																			File Edit View Insert Format Tools Data Window Help
																			File Edit View Insert Format Tools Data Window Help
																			File Edit View Insert Format Tools Data Window Help
																			File Edit View Insert Format Tools Data Window Help
																			File Edit View Insert Format Tools Data Window Help
																			File Edit View Insert Format Tools Data Window Help
																			File Edit View Insert Format Tools Data Window Help
																			File Edit View Insert Format Tools Data Window Help
																			File Edit View Insert Format Tools Data Window Help
																			File Edit View Insert Format Tools Data Window Help
																			File Edit View Insert Format Tools Data Window Help
																			File Edit View Insert Format Tools Data Window Help
																			File Edit View Insert Format Tools Data Window Help
																			File Edit View Insert Format Tools Data Window Help
																			File Edit View Insert Format Tools Data Window Help
																			File Edit View Insert Format Tools Data Window Help
																			File Edit View Insert Format Tools Data Window Help
																			File Edit View Insert Format Tools Data Window Help
																			File Edit View Insert Format Tools Data Window Help
																			File Edit View Insert Format Tools Data Window Help
																			File Edit View Insert Format Tools Data Window Help
																			File Edit View Insert Format Tools Data Window Help
																			File Edit View Insert Format Tools Data Window Help
																			File Edit View Insert Format Tools Data Window Help
																			File Edit View Insert Format Tools Data Window Help
																			File Edit View Insert Format Tools Data Window Help
																			File Edit View Insert Format Tools Data Window Help
																			File Edit View Insert Format Tools Data Window Help
																			File Edit View Insert Format Tools Data Window Help
																			File Edit View Insert Format Tools Data Window Help
																			File Edit View Insert Format Tools Data Window Help
																			File Edit View Insert Format Tools Data Window Help
																			File Edit View Insert Format Tools Data Window Help
																			File Edit View Insert Format Tools Data Window Help
																			File Edit View Insert Format Tools Data Window Help
																			File Edit View Insert Format Tools Data Window Help
																			File Edit View Insert Format Tools Data Window Help
																			File Edit View Insert Format Tools Data Window Help
																			File Edit View Insert Format Tools Data Window Help
																			File Edit View Insert Format Tools Data Window Help
																			File Edit View Insert Format Tools Data Window Help
																			File Edit View Insert Format Tools Data Window Help
																			File Edit View Insert Format Tools Data Window Help
																			File Edit View Insert Format Tools Data Window Help
																			File Edit View Insert Format Tools Data Window Help
																			File Edit View Insert Format Tools Data Window Help
																			File Edit View Insert Format Tools Data Window Help
																			File Edit

INTERNATIONAL ENGLISH LANGUAGE TESTING SYSTEM

Test Report Form

ACADEMIC

NOTE Admission to undergraduate and post graduate courses should be based on the ACADEMIC Reading and Writing Modules.
GENERAL TRAINING Reading and Writing Modules are not designed to test the full range of language skills required for academic purposes.
It is recommended that the candidate's language ability as indicated in this Test Report Form be re-assessed after two years from the date of the test.

Centre Number OM080 Date 12/JAN/2012 Candidate Number 000010

Candidate Details

Family Name

SMITH

First Name

GEORGE

Candidate ID

1243678



Date of Birth

03/12/1960

Sex (M/F)

M

Scheme Code

Private Candidate

Country or Region of Origin

AMERICAN SAMOA

First Language

BULGARIAN

Repeating IELTS (Y/N)

N

Previous Test Date

Previous Test Centre

Test Results

Listening

4.5

Reading

4.5

Writing

5.5

Speaking

6.0

Overall Band Score

5.0

Administrator Comments

Stamps

Centre stamp

IELTS International
825 Colorado Blvd., Suite 201
Los Angeles, CA 90041
Tel: 323.255.2771
Email: ielts@ieltsintl.org

Validation stamp



Writing Examiner Number

089457

Administrator's Signature

Speaking Examiner Number

089457

Date

25/09/2012

Test Report Form Number

11OM000010SMIG080A

Test version

Test date

Contact details and photo

Average score

TRF number



How Can IELTS Help you Recruit More International Applicants?

- Global Recognition System (GRS) – online database of all IELTS receiving organizations worldwide (<https://bandscore.ielts.org>)
- IELTS USA Recognition List – includes all US institutions and programs that accept IELTS and their score requirements (www.ielts.org/usa)
- IELTS USA Facebook page – used to promote “Featured” US institutions every week to over 4,500 fans (www.facebook.com/IELTSUSA)



New Security Enhancements: Identity Authentication Management (IAM)

A procedure that enhances IELTS test security that involves taking and authenticating photographs of test takers on the test day as well as a finger scan for entry and re-entry to the different parts of the test.

The IAM promise: *The person whose photo appears on the Test Report Form is the person who sat the test.*

As part of the application process candidates sign the application form consenting to the following:

- have a photograph taken
- provide a sample signature
- have finger-scan taken

Part 1: Registration



Part 2: Verification





FAQs

- **Who accepts IELTS?**

Over **7,000 organizations worldwide**, including **3,000 US** institutions and programs.

- **When and where is IELTS available?**

Offered up to **4 times per month** (Saturdays and Thursdays) in over **800 testing locations** around the world.

- **When are IELTS results issued?**

13 calendar days after the test is taken.

- **How are test scores delivered to the colleges and universities?**

Scores are sent directly to receiving organizations from the test center where the test was taken by **paper Test Report Form** or via **electronic score download**.

www.ielts.org



**Feel free to contact us if you
have questions!**

IELTS USA

825 Colorado Blvd., Suite 201

Los Angeles, CA 90041

323 255 2771

ielts@ieltsusa.org

www.ielts.org