



Judit Bertalan
EducationUSA Adviser
American Corner
Veszprem, Hungary

veszprem@americancorner.hu

NAFSA Region 1 Conference
Corvallis, Oregon
October 26-29, 2010





U.S.-European Exchanges & Mobility Perspectives in Europe and Hungary

Your Official Source on U.S. Higher Education

EducationUSA.state.gov

Trends in U.S.-European Mobility



- Increasing no. of European students studying in the U.S.
- 87,000 Europeans & Eurasians = 6%  more than 2 years before.
- Degree-seeking G students are 3%. 
- UG degree programs 7% 
- Intensive English Programs 29% 
- Growing interest in OPT & internships



Your Official Source on U.S. Higher Education

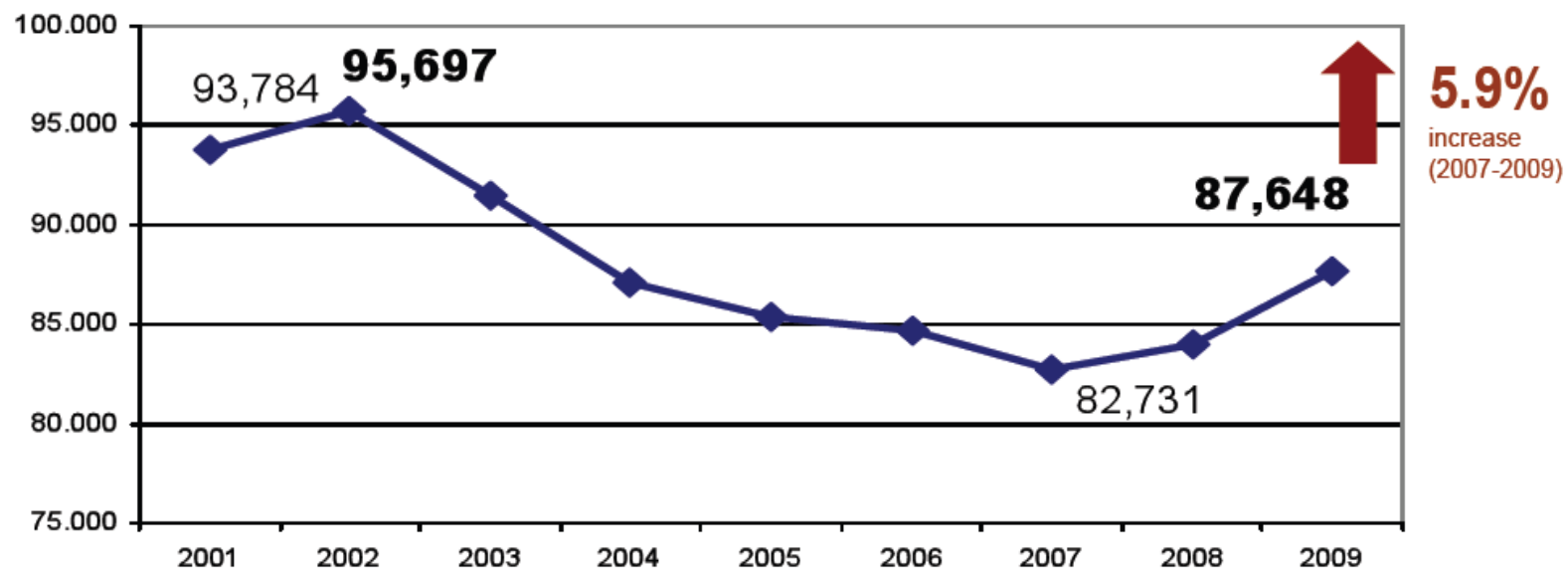
EducationUSA.state.gov

(Open Doors 2009 Report)

Open Doors 2009 Trends in Europe and Eurasia



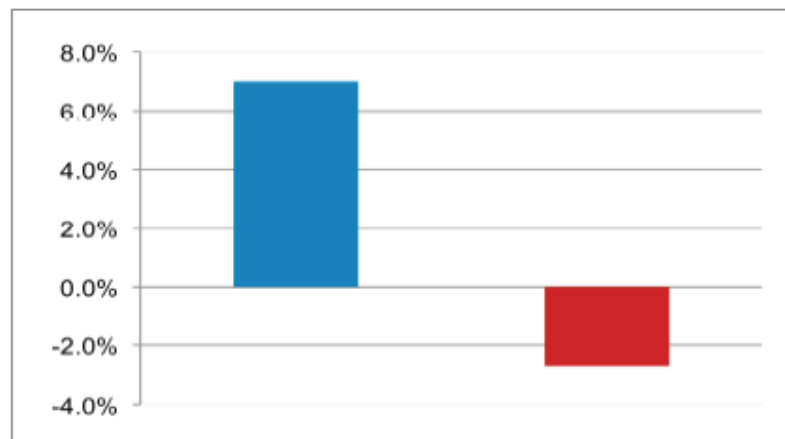
Study in the U.S. - EUR Student Mobility



Your Official Source on U.S. Higher Education

Undergraduate vs. Graduate

Europe and Eurasia: Study in the U.S. 2007-2009



↑ 7% Undergraduate degree-seeking

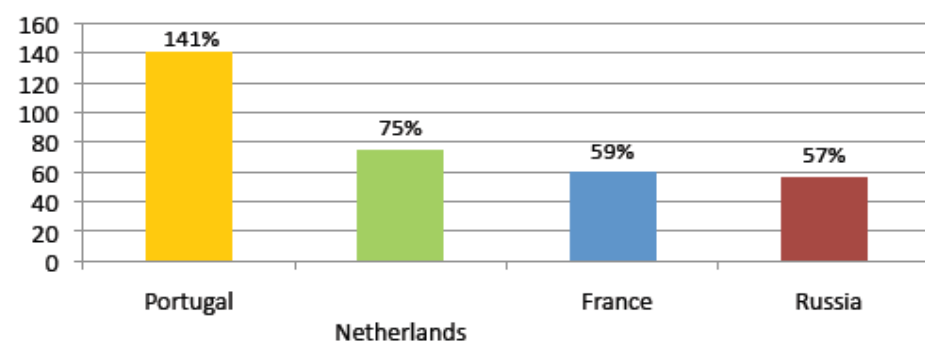
↓ 2.7% Graduate degree-seeking

Increases in Non-Degree students in the U.S.:

2006/2007	2008/2009	% change (2007-2009)
7.689	10.971	42.7

** 55% of growth in non-degree programs is Intensive English Programs IEPs

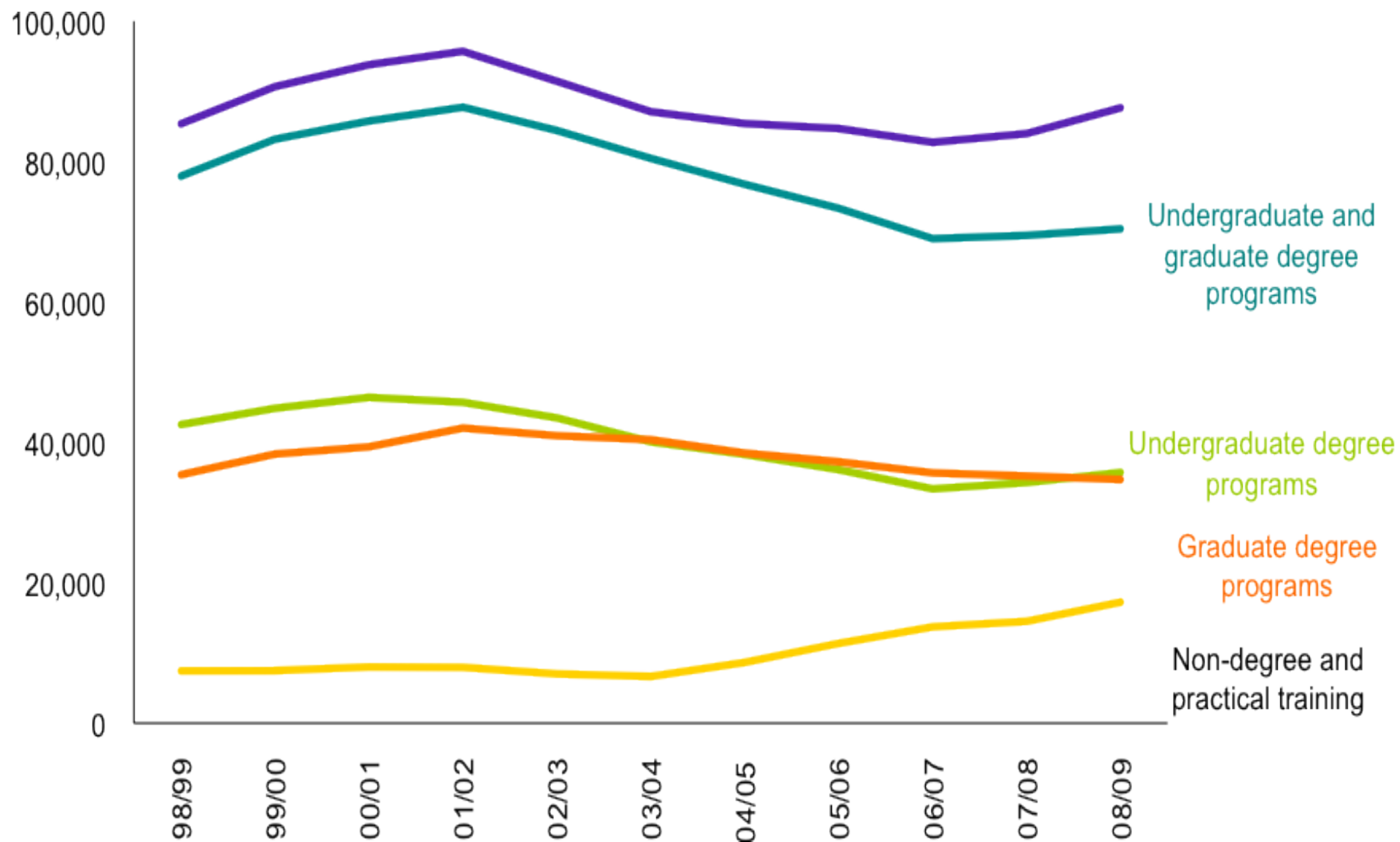
Percent increase in Non-Degree Students in the U.S. (2007-2009)



Source: IIE Open Doors 2009



Your Official Source on U.S. Higher Education



Top 5 Countries

- Sending Students to the US

- Turkey: 13,263
- Germany: 9,679
- United Kingdom: 8,701
- France: 7,421
- Russia: 4,906

With Highest Percentage of Growth in Students Coming to US

Moldova: 70.2%
Azerbaijan: 44.4%
Finland: 32.1%
Netherlands: 26.9%
Italy: 21%

(Open Doors)



Your Official Source on U.S. Higher Education

Top 5 Countries

- Receiving US Students
 - UK: 33,333
 - Italy: 30,670
 - Spain: 25,212
 - France: 17,336
 - Germany: 8,253
- Growth Markets Receiving US Students
 - Finland up 71%
 - Turkey up 69%
 - Cyprus up 62%
 - Portugal up 48%
 - Croatia up 28%



Your Official Source on U.S. Higher Education

What to Watch over the next years

- University partnerships: dual degree, semester and year-long exchanges
- Short-term programs
- Liberal Arts Programs - flexibility



Your Official Source on U.S. Higher Education

Sum-up


- Europe is a strong market for recruiting degree-seeking UGs.
- Positive trends in:
 - National scholarship programs
 - Short-term mobility
 - Demand for skill-building activities
- 100 EducationUSA Centers in Europe & Eurasia offer fairs & higher education services.



Your Official Source on U.S. Higher Education

EducationUSA.state.gov

© Original Artist
Reproduction rights obtainable from
www.CartoonStock.com



**"In the future, that should produce thousands of
PhD theses."**

Hungary



Your Official Source on U.S. Higher Education

Hungary



Your Official Source on U.S. Higher Education



Your Official Source on U.S. Higher Education





Your Official Source on U.S. Higher Education



Facility by the U.S. Department of State

Hungarian Higher Education

- Population: 10,031,000 (2010)
- Higher Education Institutions: 72
- Age 15-29: 37% ~ 2,151,787
- Compulsory education until age of 18
- Official language of instruction: Hungarian
- Admission requirements: secondary school leaving exam, sec. school performance



Your Official Source on U.S. Higher Education

Hungarian Higher Education

- Higher Education Act of 2005 = Bologna Process
- 3 cycle study structure: BA/BSc, MA/MSc, PhD
 - Bachelor: 6-8 semesters, 180-240 credits
 - Master: 2-4 semesters, 60-120 credits
- Remained undivided long cycles: Law and Medicine – 10-12 semesters, 300-360 credits
- State-owned or run by legal entities – state-funded and fee-paying places



Your Official Source on U.S. Higher Education

Hungarian Higher Education

- Admission requirements: secondary school leaving exam, sec. school performance
- Grading system:
 - 5: outstanding (A)
 - 4: good (B+/B)
 - 3: average (B-/C+)
 - 2: pass (C)
 - 1: fail (F)



Your Official Source on U.S. Higher Education

Recent Trends

- Enrollments are in decline – education reforms, attractive European schemes, limited number of scholarships
- More and more people prefer to study at Master or PhD level
- Most popular fields: business, law, computer science, international relations, environmental studies



Your Official Source on U.S. Higher Education

Open Doors 2009

Trends in Hungary and Other CEE Countries

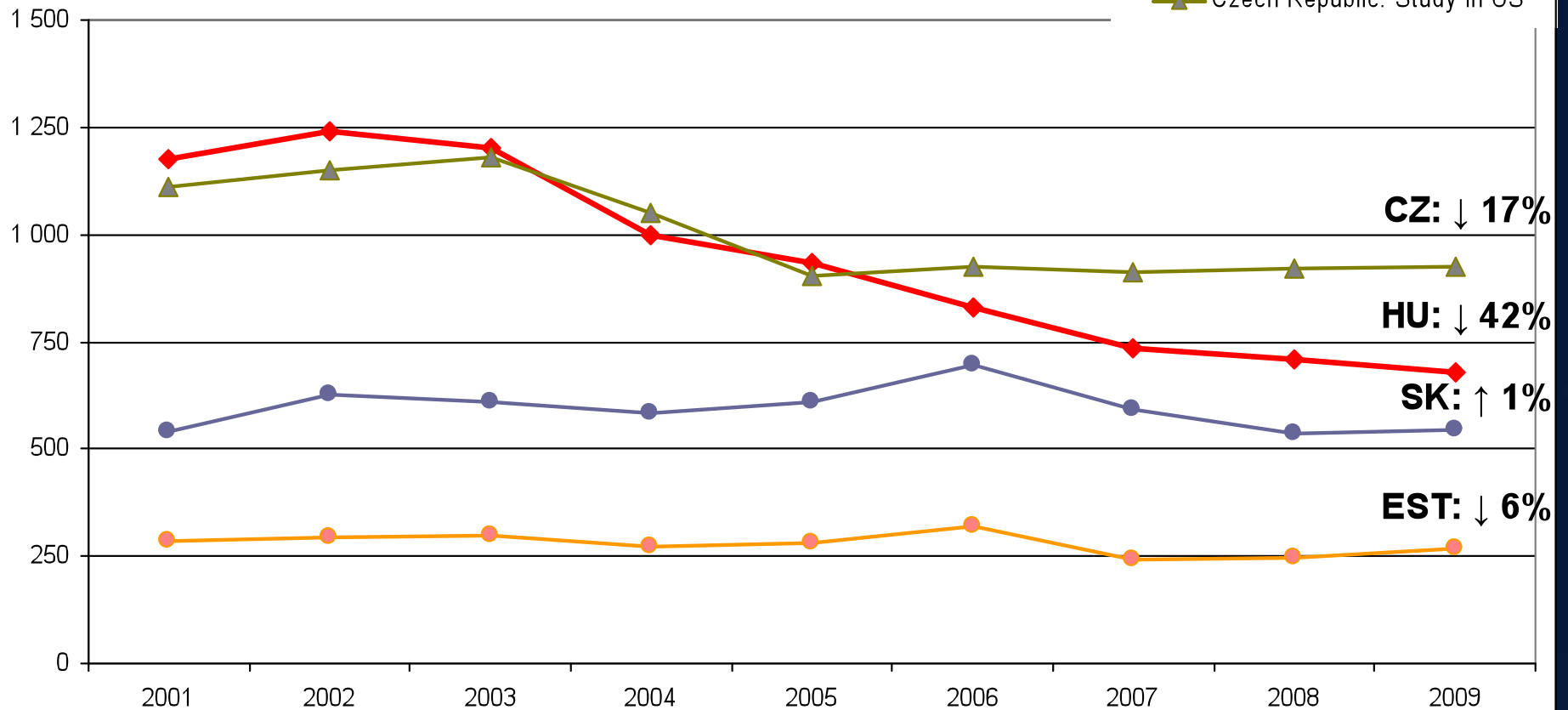
	2001	2002	2003	2004	2005	2006	2007	2008	2009	% Change (2001-2009)
Hungary: Study in US	1 174	1 242	1 200	997	934	831	735	710	680	-42%
Poland: Study in US	2 432	2 606	2 744	2 913	2 861	3 020	2 810	2 731	2 772	14%
Slovakia: Study in US	539	627	610	585	609	697	592	536	543	1%
Estonia: Study in US	287	293	298	271	283	321	240	245	270	-6%
Czech Republic: Study in US	1 112	1 152	1 180	1 052	902	927	914	922	925	-17%



Your Official Source on U.S. Higher Education

Student Mobility 2001 - 2009 Central and Eastern Europe

- ◆ Hungary: Study in US
- Slovakia: Study in US
- Estonia: Study in US
- ▲ Czech Republic: Study in US



Locator Report: Hungary

Top 5 Receiving Institutions

<u>Institution</u>
University of Southern California
Harvard University
Columbia University
Montclair State University
University of Chicago

Top 5 Receiving States

State	% of Total
New York	13,44
California	11,69
Massachusetts	6,81
New Jersey	5,58
Florida	4,9



Your Official Source on U.S. Higher Education

Recruitment Strategies that Work in Hungary

- Leverage your (partial) scholarships
- Teaching and/or Research Assistantships
- Emphasize campus life, flexibility, diversity
- Career prospects
- Promote international services



Your Official Source on U.S. Higher Education

Thank you for your
attention.

Questions?

Judit Bertalan

veszprem@americancorner.hu

