

Adding an Online Component to Study Abroad Pre-departure Orientation

Elizabeth Davis, Kansas State University

Nikki Powers, GoAbroad.com, presenting on
behalf of Rachael VanDerWerff



Assessing Your Current Program

K-State's (Previous) Program

- Many in-person sessions
- Advisor and student led
- Country specific?
- Low attendance
- Folder of information
- Parents, guardians, spouses are allowed to come if they want

What is your current program?

- What does your orientation look like?
- What is your style of pre-departure?



Assessing Your Orientation

- K-State's goals
 - Risk management liability
 - Well prepared students abroad
 - Accessibility of information
 - Efficiency
- Does anyone have any goals to add to that?



- We asked ourselves: Is the current program meeting those goals?

Formally Assessing Orientation

- Does anyone do formal assessment of orientation?
 - How did you do it?
 - What did you find out?
- Sent online survey for 1 cycle of the old orientation and 2 cycles of the new orientation
 - Used Axio and Qualtrics
 - SurveyMonkey



1. What is your class standing?

- ☐ Freshman
- ☐ Sophomore
- ☐ Junior
- ☐ Senior
- ☐ Graduate
- ☐ Other


2. In which country are you planning on studying abroad?

- ☐ Argentina
- ☐ Australia
- ☐ Brazil
- ☐ Chile
- ☐ China
- ☐ Costa Rica
- ☐ Czech Republic
- ☐ Denmark
- ☐ Ecuador
- ☐ France
- ☐ Germany
- ☐ Ghana

7. Would you prefer the orientation to be held during the week or on the weekend?

- ☐ Week
- ☐ Weekend


8. What did you think of the online portion's content and format?

A large rectangular text input box with a thin gray border. A small icon of three dots is visible in the bottom right corner of the box.

9. Do you have any suggestions for changes to the online portion?

A large rectangular text input box with a thin gray border. A small icon of three dots is visible in the bottom right corner of the box.

10. What did you think of the in-person portion's content and format?

A large rectangular text input box with a thin gray border. A small icon of three dots is visible in the bottom right corner of the box.

11. What did you find helpful from the big group presentation that was led by the Study Abroad Advisors?

A large rectangular text input box with a thin gray border. A small icon of three dots is visible in the bottom right corner of the box.

Using Your Data!

- Important to utilize the info gathered
 - Reports to upper administration
 - Justify changes
 - Learn new things
 - Show how changes improved orientation



- How did/would you use the information that you gathered?

Assessing What Topics to Cover

- It depends on...
 - Your goals
 - increase student safety
 - reduce liability
 - Your advising Style
 - Visa help
- What are some topics you cover?
- How/why did you decide on those?



Assessing Office Resources

- Things to Consider
 - Staff
 - Staff's time
 - Cost of resources
- What are some of your struggles with the resources that are/aren't available to you?



Formats/Methods

In-Person Formats (pros and cons)

- One large group session
- Large group to smaller break out sessions
- Multiple sessions
- Individual meetings
- Pro – face to face interaction
- Other types? Other pros and cons?



Online Format Pros and Cons

- Pros
 - Timing
 - Access to information
 - Links to resources
- Cons
 - No face to face interaction
 - Not easily able to ask questions
 - Hard to know if a student actually did it
- Anyone currently using an online component?
- What are some pros and cons you've encountered?





Online Formats/Platform Options

Online Pre-Departure Orientation and Quiz

Instructions:

Welcome to the Study Abroad Office pre-departure orientation. This orientation session is designed to prepare you for your study abroad experience, and consists of two parts: the first part is online and the second part is held in-person, divided by countries. All parts of the orientation are mandatory. The online portion of pre-departure orientation must be completed before the in-person portion. More information about the in-person orientation is available at the end of the online orientation. There is no time limit to this orientation, but it should take about 30 minutes.

Question #1

Section 1/7, Part 1/1: The Study Abroad Website

The [study abroad website](#) is full of helpful information. Much of the information covered in this orientation session can be referenced back to the study abroad website. It is particularly important to read through the [Before Your Program](#), [During Your Program](#), and [After Your Program](#) sections of the website so that you are familiar with where you are in the study abroad process and what to expect in the coming months.

The study abroad website provides...

- A.) ☐ Information to help me prepare to go abroad.
- B.) ☐ Resources to use while abroad.
- C.) ☐ Ways to get involved after I return.
- D.) ☐ Who to contact in case of an emergency.
- E.) ☐ Information to help me prepare to go abroad.
- F.) ☐ All of the above

Question #2

Section 2/7: Academics

Part 1/4: Study Abroad Placeholder Course

In order to transfer credits back to KSU and keep your full-time student status, you must enroll in the study abroad placeholder course MLANG001. You will be enrolled in the MLANG001 course by the Study Abroad Office after you have completed the online orientation. Once the classes you took abroad are transferred back to KSU, the MLANG001 class is removed from your academic record. The MLANG001 course allows you to remain in full-time student status and remain eligible for financial aid by enrolling you in a minimum of 12 credit hours for the Fall or Spring semesters or 5 credit hours in the Summer. You must take a minimum of 12 credit hours abroad to transfer back to K-State when studying abroad for a semester. You back to K-State when studying abroad for a summer.

Students in the College of Business Administration and the College of Architecture, Planning, & Design must consult with an academic advisor for more information.

During the Fall or Spring semester, you must be enrolled in at least how many credit hours in order to maintain full-time status?

- A.) ☐ 9
- B.) ☐ 12

Learning Content : View



Content: Pre-Departure Orientation Powerpoints

Pre-Departure Orientation Powerpoints

Below are the powerpoints used during Pre-Departure Orientation, for your reference:

[Pre-Departure Orientation SP13 Europe.pptx](#)

[Pre-Departure Orientation SP13 All Other Countries.pptx](#)

Sharing is paused. Bring your shared window to the front.

File Home Insert Design Transitions Animations Slide Show Review View

Clipboard Slides Paragraph Drawing

Slide 1 of 37 "Civic"

Pre-Departure Orientation

EUROPE

Click to add notes

94%

4:47 PM 10/7/2013

Talking: Elizabeth Davis

Stop Share Meeting Control

Audio

You are using computer audio now

Mute My Audio

Call by Computer Audio

Disconnect Computer Audio

Test Speaker/Microphone

Call by Phone

Call +1(424)203-8450 (US/Canada only).

International numbers available

Meeting ID: 743 422 877

Your unique participant ID: 23

Pre-Departure Orientation

EUROPE

~Packing~

Your suitcase

Your Carry on

Slide 1 of 37 "Civic"

Online Survey Systems

- Way to “quiz” without StudioAbroad
- Way to verify if a student did the orientation
 - Check how your survey instrument keeps track
 - Individual or collated responses?
- e.g. Qualtrics, SurveyMonkey
- Challenges:
 - Free vs paid
 - Checking if they got the answers right
 - Quantity of students


What do you think?

- What are some platforms that you have used?
- Other options similar to StudioAbroad?
- What has worked, what hasn't?



Online Support

- Youtube
- Pinterest
- Facebook
- Twitter





Youtube

- ISA Abroad

:60 on study abroad by ISA Abroad- We Are Study Abroad

1/10

:60 On Study Abroad - How To Pack For Her
by ISA Abroad- We Are Study Abroad

2 :60 On Study Abroad - How To Pack For Him
by ISA Abroad- We Are Study Abroad

3 :60 On Study Abroad - Athletes Abroad
by ISA Abroad- We Are Study Abroad

4 :60 on Study Abroad - How to Be a Vegetarian Ab...
by ISA Abroad- We Are Study Abroad

5 :60 On Study Abroad - How To Unplug But Stay Co...
by ISA Abroad- We Are Study Abroad

6 :60 On Study Abroad - How To Take The Next Step

:60 On Study Abroad - How To Pack For Her

isa ISA Abroad- We Are Study Abroad · 33 videos 3,034

Subscribe 121

Like About Share Add to

Published on Jun 10, 2013

Episode 1 of ISA's ":60 On Study Abroad" series. ISA Rep and seasoned world traveler, Caroline Ickes, goes through a study abroad packing list for every woman who asks "what to pack for"

Show more

PACKING Packing for your Year Abroad | Bogi ThirdYearAbroad
by Bogi ThirdYearAbroad 2,040 **FEATURED**

60 :60 On Study Abroad - How To Pack For Him
by ISA Abroad- We Are Study Abroad 779 views

Study Abroad Tips Session 1: Packing
by Anna Dujakovich 2,800 views

Study Abroad in London: Packing
by ekindy



Youtube

- [University of Missouri International Center](#)

MU International Center

36

Study abroad general pre-departure orientation

This online version of the University of Missouri study abroad general pre-departure orientation consists of seven modules: module 1: Introduction; module 2: Program billing; module 3: Managing your money abroad; module 4: Academics; module 5: Safety; module 6:...

7 videos • 59 minutes • 1,438 views

Show more

[▶ Play all](#) Like [Share](#) ▼

WATCHED

1

3:10

Study abroad pre-departure orientation module 1: Introduction
by MU International Center 21 views
This video is part of the University of Missouri study abroad general pre-departure orientation. It provides an introduction to the orientation and the International Center's study abroad resources, as well as an overview of some important paperwork.

WATCHED

2

2:58

Study abroad pre-departure orientation module 2: Program billing
by MU International Center 13 views
This video is part of the University of Missouri study abroad general pre-departure orientation. It addresses issues related to program billing and financial aid.

3

7:12

Study abroad pre-departure orientation module 3: Managing your money abroad
by MU International Center 9 views
This video is part of the University of Missouri study abroad general pre-departure orientation. It addresses issues related to managing your money abroad.

4

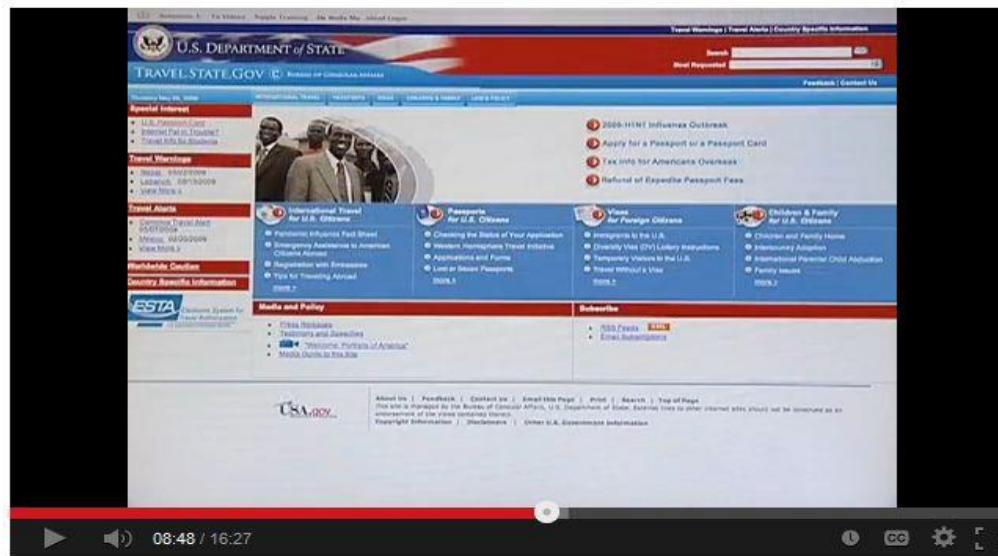
9:54

Study abroad pre-departure orientation module 4: Academics
by MU International Center 4 views
This video is part of the University of Missouri study abroad general pre-departure orientation. It addresses issues related to academics.



Youtube

- Grand Valley State University



Parent Orientation for Study Abroad



gvsu - 543 videos



812 views

3 likes, 0 dislikes



Like



About

Share

Add to



Uploaded on Aug 18, 2010

This parent orientation video informs parents about study abroad opportunities, addresses safety and security concerns, highlights professional and career development and academic achievement

Show more



Youtube

- [The Umbra Institute](#)

The video player shows a black screen with the Umbra Institute logo on the left, which is a shield with a lion and stars, topped with an open book and the letters 'UI'. To the right of the logo, the text reads "The Umbra Institute" and "Study Abroad in Perugia, Italy". Below this, it says "Arrivals and Orientation!". The video player interface includes a progress bar at 0:01 / 2:06, a volume icon, a CC icon, a settings icon, and a full screen icon.

The Umbra Institute
Study Abroad in Perugia, Italy

Arrivals and Orientation!

Study Abroad in Italy: Arrivals and Orientation at Umbra Institute

Umbra Perugia · 27 videos

830 views

Like Dislike

About Share Add to

Uploaded on Feb 3, 2012
Find out more at <http://www.umbra.org/prospective-stud...>

A video showing the arrivals and orientation process for General

Show more



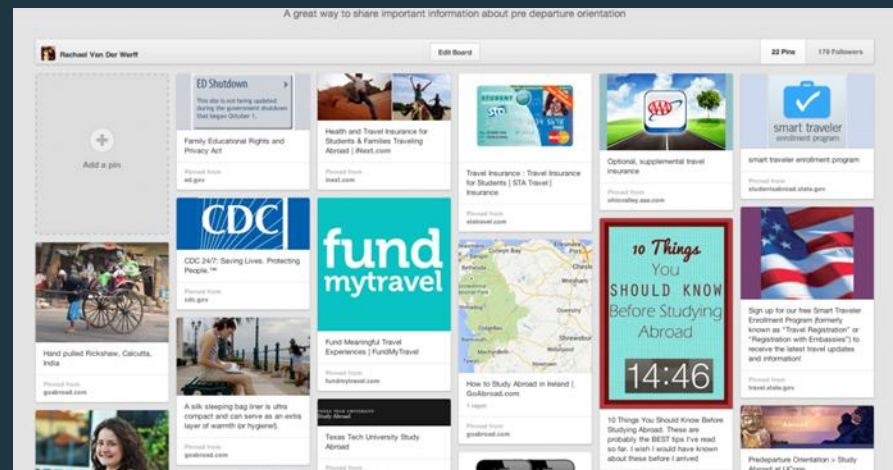
Pinterest

- Education Abroad Travel Tips

- Articles about the country
- Packing Videos
- Online pre departure forms

- Study Abroad Orientation

- Travel websites
- Smart Traveler Enrollment Program website
- Tips on how to save money for travel
- Packing tip articles
- Link to orientation website





Study Abroad Pre Departure Orientation

[Events](#)[Invite Friends](#)[Edit](#)[Settings](#)

Invite Only - By Rachael Van Der Werff

Going (2)



Rachael Van Der Werff
(Host)



Kayla Patterson

Welcome guests (1 new)

Invited (6)



Jay VanDerWerff



Polly Dean



Tiffany Harrison



Nikki Powers

Export

Thursday, October 24, 2013

3:00pm in CDT

During the orientation students will be given information regarding registration, health and safety, cultural adjustment, packing, and more. A study abroad returnee panel will also be there to answer any questions you may have regarding daily life, travel, academics and host country specifics.



[Write Post](#) [Add Photo / Video](#) [Ask Question](#)

Don't forget about the Orientation Session today at 3:00 PM!!



Fort Collins



Study Abroad Pre Departure Ori...

Post

RECENT POSTS



K-State's Re-Designed Orientation

Country Quick Facts

Official name: Republic of Ghana

Population: 24,652,402

Capital: Accra

Prominent Language: English

Type of Government: constitutional democracy

Money: Cedi

Time Zone: GMT + 0:00

Food/Meals

Soups, bread, rice dishes are common. Cassava and plantain are recipe staples. Examples of staple dishes: Fufu, Banku, and Kenkey. Porridge or grits is common for breakfast.

Good to Know

- People don't make exact change except from the next largest note.
- Tipping is similar to the U.S. standard.
- Ghanaians are very friendly. Don't be afraid to ask people questions if you are lost or need to know something.
- Homosexuality is illegal.
- If you buy traditional crafts that don't look brand new, you will have to prove you bought them and that they are not items of historical significance. You get this proof from the national museum in Accra or Arts Centre.

Cultural tidbits

- Friends will hold hands when together.
- Ghanaians tend to be very assertive.
- Greeting others is very important, and is considered impolite if you don't greet someone.

Communication

- Good idea to buy a monthly, pay as you go type cell phone when you arrive.
- emergency #: 999

Transportation

- Taxi and Troto (mini-buses): don't get in an empty taxi without agreeing on a price first. Not recommended for long distances.
- Buses: STC is the government run bus system and are high quality and inexpensive.

US Embassy

No. 24 Fourth Circular Road, Cantonments, Accra
P.O. Box 194
Accra, Ghana
Tel: (233)-(030) 274-1000
ghana.usembassy.gov

Vocabulary

The official language is English, but there are 9 other languages recognized by the government.

Films

Sinking Sands
Guilty Pleasures
Love & Lust
Perfect Storm
Bursting Out

Music

Challenges of Changing Formats

- Getting students to complete the online part
- Keeping track of who completed what parts
- Deciding what information to put in the in-person and what for online
- Using StudioAbroad

Audience Discussion: What do you think?

- Questions for us?
- Talk with your neighbor:
 - What your office is currently doing.
 - How is that meeting/not meeting your goals?
 - What are some tips/strategies you have to share?



Thank you for attending our session!