

Brazil at a Glance



Juliana Pasqual Viola
EducationUSA Advising Center-Alumni
São Paulo, Brazil



Supported by the U.S. Department of State
EducationUSA.state.gov




General Information

- **AREA:** 3,286,490 sq.mi.(8,511,965 sq km)
- **POPULATION (2007)** approx. 184 million
- **LANGUAGE:** Portuguese
- **LARGEST CITIES:** São Paulo (11 million), Rio de Janeiro (6 million), Curitiba (2 million)



Supported by the U.S. Department of State
EducationUSA.state.gov







Brazilian Students in the U.S.

Rank	Place of Origin	2007/08	2008/09	% of Total	% Change
	WORLD TOTAL	623,805	671,616	100.0	7.7
1	India	94,563	103,260	15.4	9.2
2	China	81,127	98,235	14.7	21.1
3	South Korea	69,124	75,065	11.2	8.6
4	Canada	29,051	29,697	4.4	2.2
5	Japan	33,974	29,264	4.4	-13.9
6	Taiwan	29,001	28,065	4.2	-3.2
7	Mexico	14,837	14,850	2.2	0.1
8	Turkey	12,030	13,263	2.0	10.2
9	Vietnam	8,769	12,823	1.9	46.2
10	Saudi Arabia	9,873	12,661	1.9	28.2
11	Nepal	8,936	11,581	1.7	29.6
12	Germany	8,907	9,679	1.4	8.7
13	Brazil	7,578	8,767	1.3	15.7
14	Thailand	9,004	8,736	1.3	-3.0
15	United Kingdom	8,367	8,701	1.3	4.0
16	Hong Kong	8,286	8,329	1.2	0.5
17	Indonesia	7,692	7,509	1.1	-2.4
18	France	7,050	7,421	1.1	5.3
19	Colombia	6,662	7,013	1.0	5.3
20	Nigeria	6,222	6,256	0.9	0.5
21	Malaysia	5,428	5,942	0.9	9.5
22	Kenya	5,838	5,877	0.9	0.7
23	Pakistan	5,345	5,298	0.8	-0.9
24	Russia	4,906	4,908	0.7	0.0
25	Venezuela	4,446	4,678	0.7	5.2


Source: IIE (Institute of International Education) – Open Doors 2009



Supported by the U.S. Department of State
EducationUSA.state.gov




EDUCAÇÃO • CULTURA
RESPONSABILIDADE SOCIAL




Brazilian Students in the U.S.

Place of Origin	2007/08	2008/09	% change
World Total	623,805	671,616	7.7
Latin America	30,982	32,981	6.1
1. Brazil	7,578	8,767	15.7
2. Colombia	6,662	7,013	5.3
3. Venezuela	4,446	4,678	5.2
4. Peru	3,672	3,598	-2.0
5. Ecuador	2,152	2,268	5.4


Source: IIE (Institute of International Education) – Open Doors 2009



Supported by the U.S. Department of State
EducationUSA.state.gov





EDUCAÇÃO • CULTURA
RESPONSABILIDADE SOCIAL




EducationUSA in Brazil


www.educationusa.org.br






Supported by the U.S. Department of State
EducationUSA.state.gov






EducationUSA-Alumni

Office	In Person	Via Phone	Via E-mail	Outreach	Total
São Paulo – Alumni	1,618	5,358	18,138	10,537	35,651
Rio – Fulbright	671	2,427	18,173	3,501	24,772
Curitiba – Interamericano	1,181	2,481	345	1,308	5,315
Rio – IBEU	795	756	3,059	517	5,127
Recife	866	1,188	798	50	2,902
Salvador	254	1,240	300	730	2,524
Belo Horizonte	578	1,090	129	45	1,842
Curitiba – UNIFAE e Florianópolis	592	164	210	775	1,741
Porto Alegre	187	459	440	330	1,416
São José dos Campos	162	216	900	84	1,362
Campinas	145	129	599	436	1,309
Fortaleza	369	409	182	110	1,070
Goiânia	343	256	113	250	962
Manaus	196	234	236	275	941
Brasília	153	71	167	190	576
Londrina	162	31	127	6	326



Supported by the U.S. Department of State
EducationUSA.state.gov





EducationUSA – Alumni

FOR STUDENTS

Educational Advising:

- Group Orientation
- Individual Orientation
- Pre-departure Orientation
- Career advising

Resources:

- Library
- Computers

Additional Activities:

- Workshops
- Discussion Panels
- Transcript translation
- Exam Proctering
- Educational fairs (EdUSA Fair '11 – Sep. 1st)



Supported by the U.S. Department of State
EducationUSA.state.gov



EducationUSA – Alumni

FOR U.S. COLLEGES/ UNIVERSITIES

- Weekly Updates
- www.educationusa.state.gov
- EducationUSA Fair in September '11
- Logistic support to fairs, lectures and educational events.
- Scheduling visits to Brazilian schools and universities.
- Keeping material from institutions at the Center's library.
- Giving valuable information about the Braz. Educational System.
- Offering reps info. and advice on recruiting in Brazil.



Supported by the U.S. Department of State
EducationUSA.state.gov





EducationUSA - Alumni



Supported by the U.S. Department of State
EducationUSA.state.gov



Thank you!

Juliana Pasqual Viola
juliana.pasqual@alumni.org.br
EducationUSA Advising Center-Alumni
São Paulo, Brazil



Supported by the U.S. Department of State
EducationUSA.state.gov

