



Student and Exchange Visitor Information System

General Summary Quarterly Review

For the quarter ending June 30, 2010

July 1, 2010



Table of Contents

Page

I. Introduction	2
II. Management Summary	3
III. School Data	4
IV. F-1 and M-1 Nonimmigrant Student Data	6



SEVP and SEVIS

The Student and Exchange Visitor Program (SEVP) manages the Student and Exchange Visitor Information System (SEVIS). SEVP is a program under the Immigration and Customs Enforcement (ICE) agency within Department of Homeland Security (DHS).

SEVIS came online in 2003 to track and monitor the status and activities of nonimmigrant students and exchange visitors (EVs) who enter the United States. This web-based system collects real-time information on nonimmigrant students, EVs, approved schools, and program sponsors. This information is available to a variety of stakeholders. SEVIS also retains information on Exchange Visitor Program sponsors and visitors that are approved by the Department of State (DoS). The DoS web site is

<http://eca.state.gov/jexchanges/index.cfm>

This quarterly review is based on information retrieved on July 1, 2010. As SEVIS is a real-time data base, exact numbers within this review were accurate as of the date retrieved. The below list contains the various organizations that request data and information stored in SEVIS. SEVP continues to see the number of requests increase as SEVP's abilities and SEVIS' capabilities expand.

DHS - ICE (SEVP)
Department of State (DoS)
Exchange Visitor Programs
Congress
Private Organizations

DHS - ICE (Compliance Enforcement Unit)
Schools
Embassies and Consulates
Law Enforcement and Intelligence Agencies
Other Governmental Agencies and Entities



Management Review Summary

The SEVIS “General Summary Quarterly Review” is produced to provide a snap-shot of useful information to SEVP management and a variety of SEVIS stakeholders.

This edition of the review represents a sample of information collected from SEVIS data on July 1, 2010.

Since the program’s inception, the total volume of data in SEVIS continues to grow. On June 30, 2010, SEVIS contained records for **1,084,122** active nonimmigrant students, exchange visitors, and their dependents. The total number of records for all F-1, M-1, and J-1 visa holders has increased to approximately **7.6 million**.

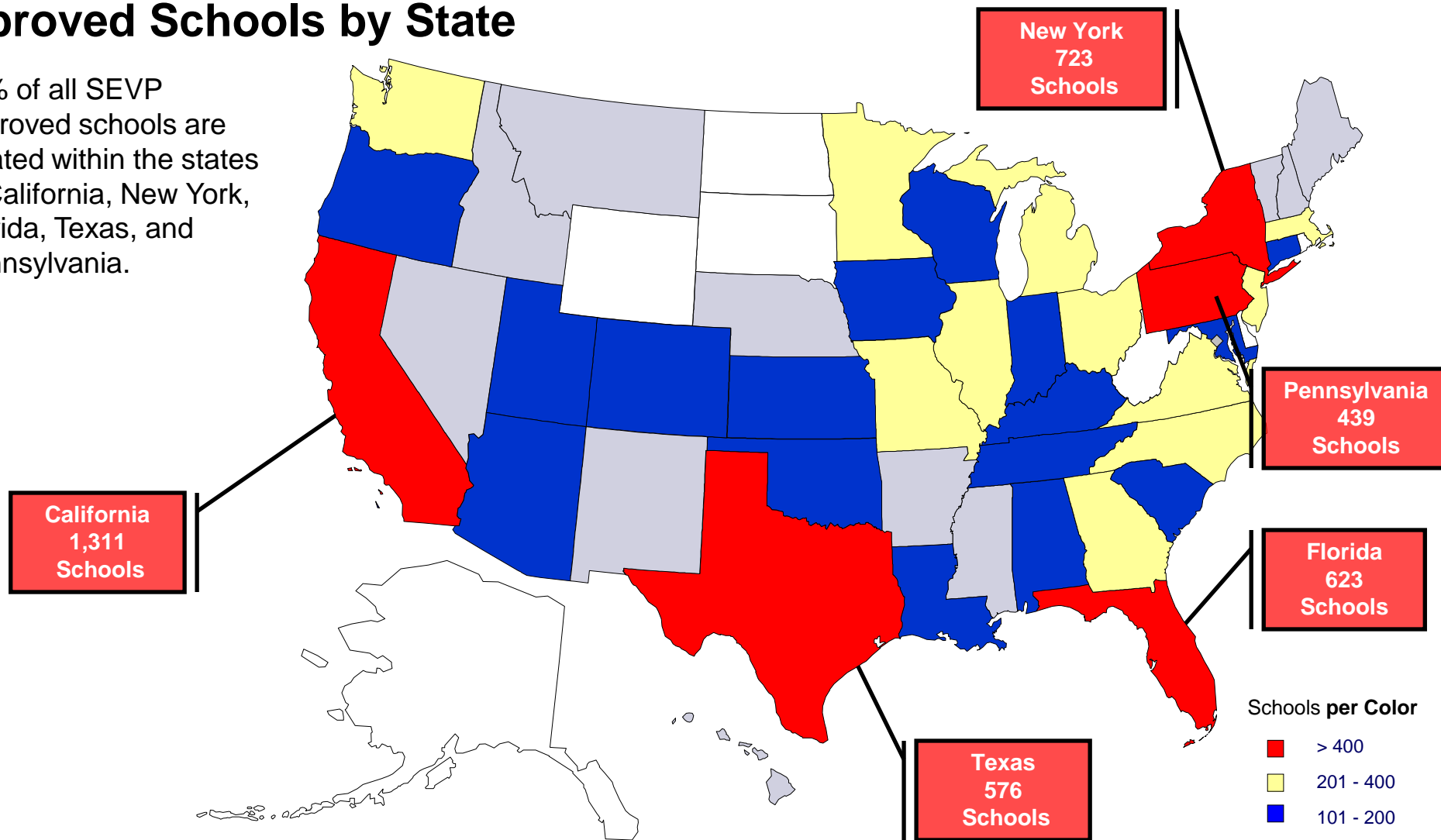
SEVIS Program Totals as of June 30, 2010

Schools	
Approved	10,234
Students (F-1 & M-1)	
Active	733,430
Dependents	78,330
Completed	1,213,171
Metric	Total
Exchange Visitors Programs	
Active	1,451
Exchange Visitors (J-1)	
Active	224,318
Dependents	48,044
Inactive	2,011,843



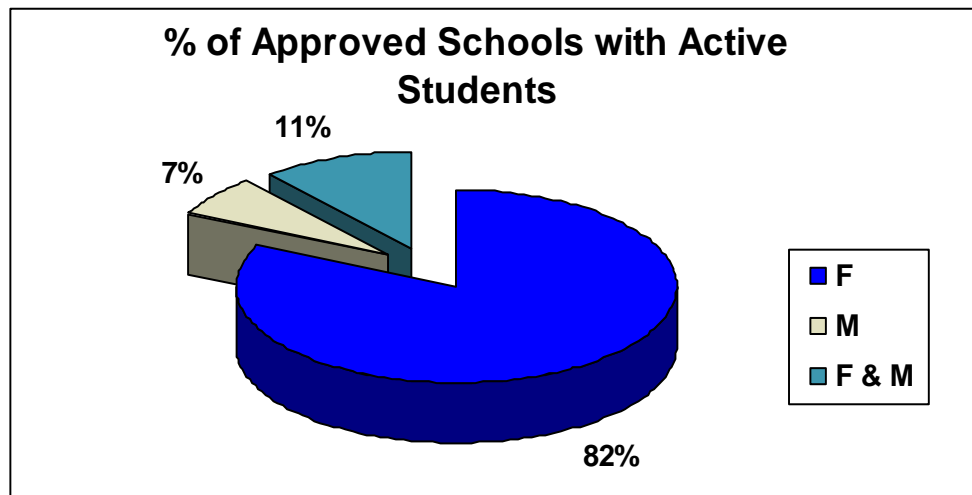
Approved Schools by State

- ▶ 36% of all SEVP approved schools are located within the states of California, New York, Florida, Texas, and Pennsylvania.





Approved Schools



# of Active Students	# of Schools
>5,000	7
1,001 - 5,000	162
501 - 1,000	175
101 - 500	769
51 - 100	622
11 - 50	1,743
1 - 10	3,060
0	3,696

Top Five F-1 and M-1 Approved Schools	
School Name	# of Active Students
Cornell University	3693
Houston Community College System	3361
Santa Monica College	3059
Northern Virginia Community College	2007
The University Of Iowa	1793
San Francisco State University (Sfsu)	1793

Top Five F-1 Approved Schools	
School Name	# of Active Students
The City University Of New York	10787
University Of Southern California	6953
Purdue University	6235
University Of Illinois	5976
Columbia University In The City Of New York	5801

Top Five M-1 Approved Schools	
School Name	# of Active Students
Transpac Aviation Academy	388
Sabena Airline Training Center, Inc.	174
Orlando Flight Training	173
U.S. Flight Academy	165
International Flight Training Academy, Inc.	144

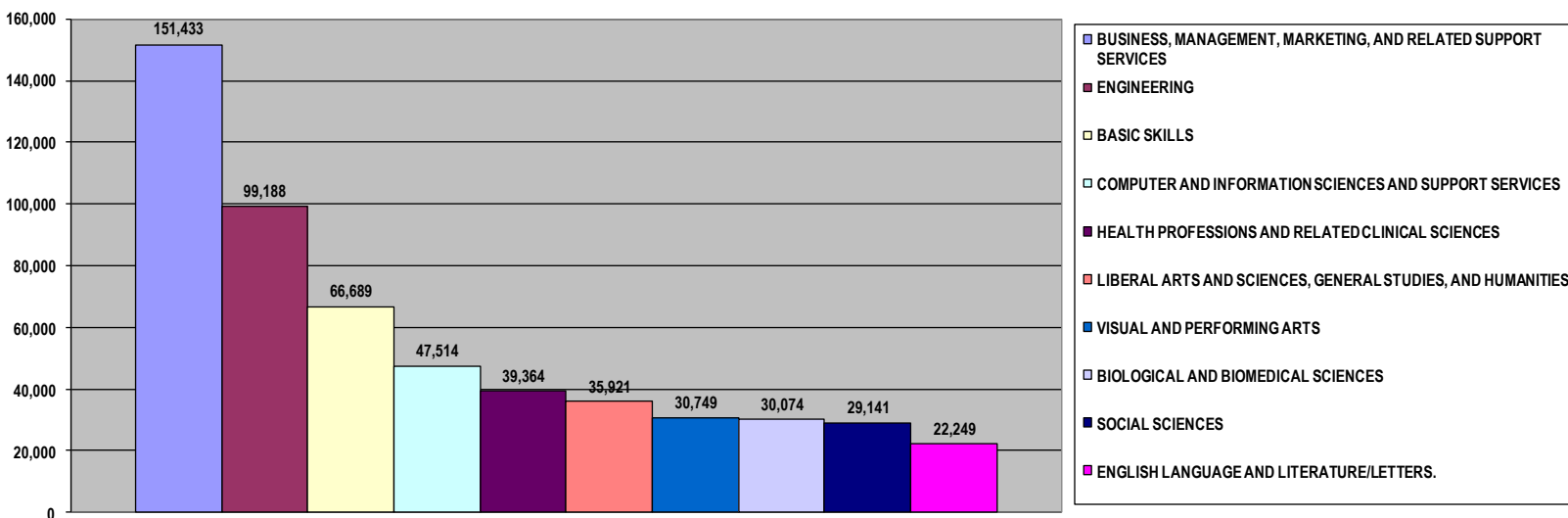
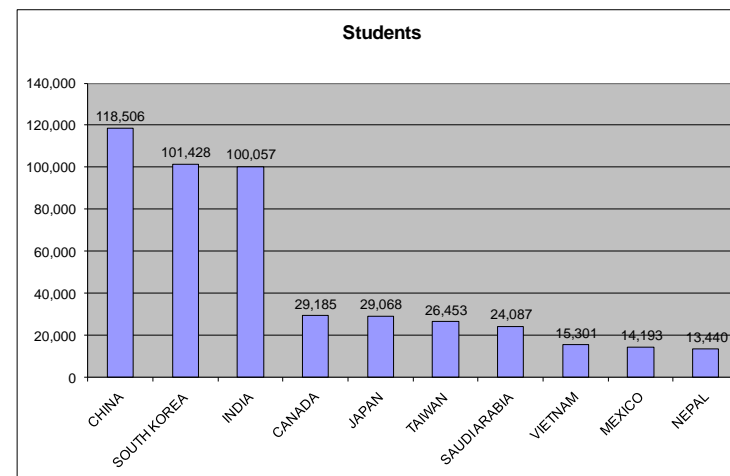


IV. F-1 & M-1 Nonimmigrant Student Data

Geographic Region and Major

- ▶ China is the country with the highest number of Active students (118,506).
- ▶ The leading Major continues to be Business for 151,433 international students.
- ▶ DHS certified schools may offer multiple curricula but must be approved for each specific curriculum in which they enroll F/ M students.

Top Ten Country of Citizenship



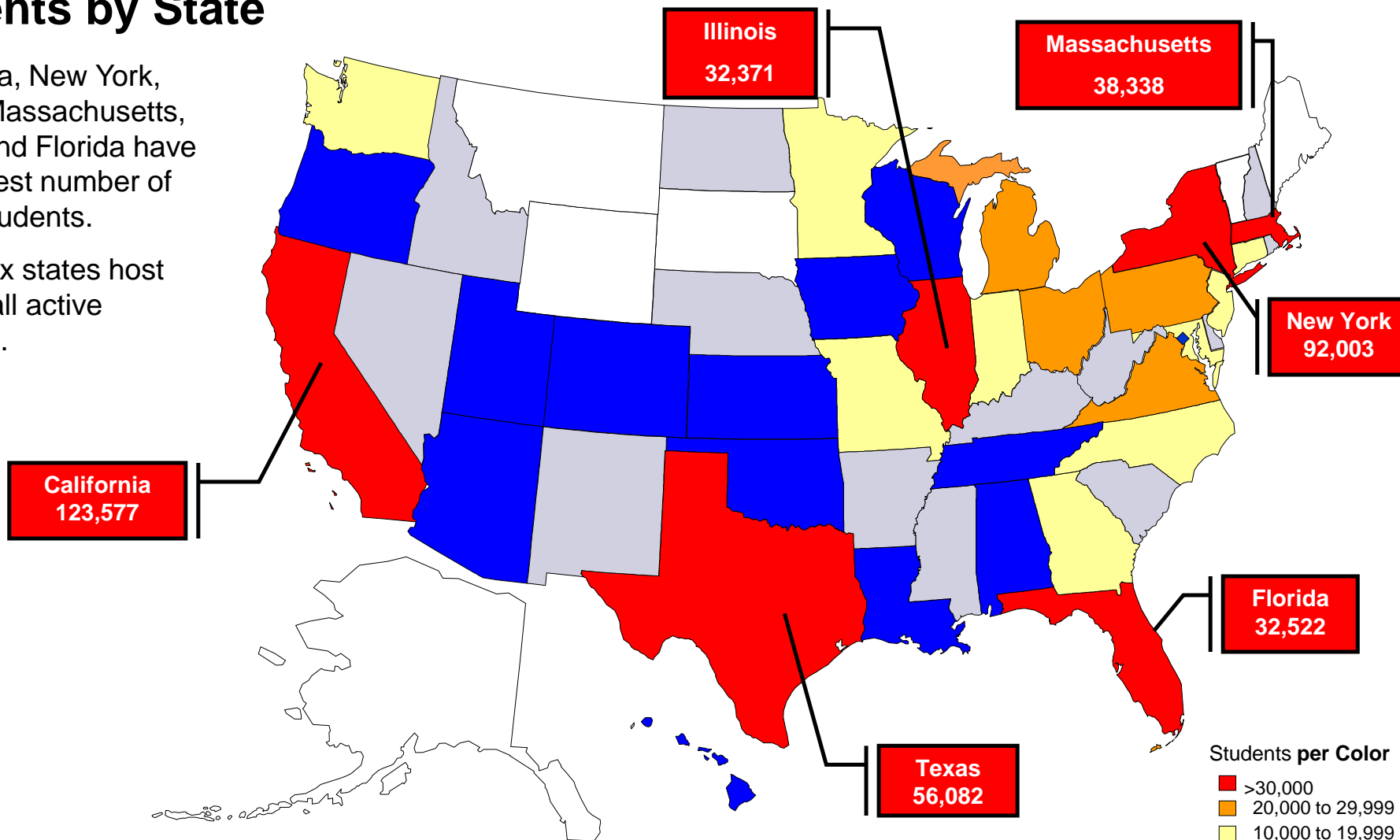


IV. F-1 & M-1 Nonimmigrant Student Data

Students by State

- ▶ California, New York, Texas, Massachusetts, Illinois and Florida have the highest number of active students.
- ▶ These six states host 51% of all active students.

Number of Active Students by State



Students per Color

- >30,000
- 20,000 to 29,999
- 10,000 to 19,999
- 5,000 to 9,999
- 2,000 to 4,999
- < 2,000



Level of Education and Course of Study

- ▶ 69% of active students are enrolled in Bachelor's, Master's or Doctoral programs.
- ▶ An approved school may offer several levels of education from pre-school, elementary, high school, to post secondary education level.

Education Level by Active Students

